




DESIGN ENGINEER	ECN #	DATE	DWG REV	PART REV
Z. RIPKE	TBD	PENDING	N/A	




FRONT VIEW  
SCALE 1:2



SECTION A-A  
SCALE 1:2



ISOMETRIC VIEW  
SCALE 1:2



TOP VIEW  
SCALE 1:2

**QUOTE ONLY  
DO NOT MANUFACTURE**

**GENERAL NOTES:**

- G1 DRAWING IS MASTER REPRESENTATION OF 3D MODEL. 3D MODEL IS BASIC DEFINITION ONLY. ALL FEATURES ARE CONTROLLED BY GENERAL TOLERANCES AND FINISHES UNLESS OTHERWISE SPECIFIED IN THIS DRAWING.
- G2 DIMENSIONS AND TOLERANCES TO BE INTERPRETED PER AS1100.101-1992.
- G3 UNLESS OTHERWISE SPECIFIED, ALL GEOMETRIC TOLERANCES APPLY WITH PART LOCATED ON DATUM FEATURES REFERENCED IN EACH INDIVIDUAL CONTROL FRAME.
- G4 ALL PRODUCTION PROCESSES REQUIRED FOR COMPLETION OF THIS PART ARE DEFINED IN THE PRODUCTION PROCESSES TABLE.
- G5 ALL BURRS AND SHARP EDGES ARE TO BE REMOVED.

**PRODUCTION PROCESS**

#	PROCESS	DETAILS
1		
2		
3		

		DWG NUMBER	PART NUMBER	
		<b>QUOTE ONLY</b>		
DRAWING AS PER AS1100.101-1992 DIMENSIONS IN MM ANGLES IN DEGREES		PART NAME / DESCRIPTION		
		<b>AIR SLEEVE CANNISTER FRONT</b>		
3RD ANGLE PROJECTION	GEN. TOL. (UNLESS OTHERWISE SPECIFIED) <b>ISO 2768-mK</b>	DESIGN ENGINEER	SHEET TITLE	MASS (kg)
	GEN. FINISH (UNLESS OTHERWISE SPECIFIED) <b>3.2 Ra</b>	MATERIAL TYPE & GRADE ALUMINIUM 6061	MATERIAL CONDITION	<b>TBD</b>
		MATERIAL STANDARD	MATERIAL SIZE & SHAPE	
			DWG SCALE	SIZE
			<b>AS NOTED</b>	<b>A3</b>
				SHT #
				<b>1 of 1</b>

This document contains confidential information and shall not be disclosed or used by any person without written consent of Supashock